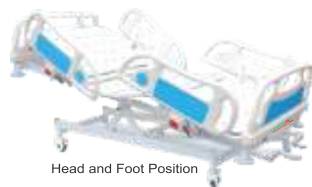
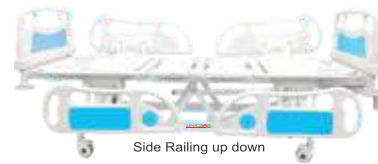




Bed Positions



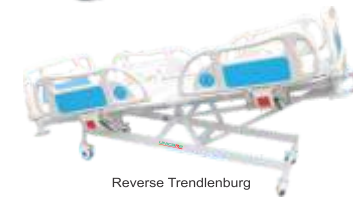
Head and Foot Position



Side Railing up down



Trendlenburg



Reverse Trendlenburg

PRIMIER DELUX RECOVERY (4) FUCTION BED UMS-RD6

Technical features		Standard configuration
Bed structure material	MS tube 25x75 pipe 1.4 mm thickness and 1.25 mm thickness CRC sheet with perforated copper wire c02 welding	(1)Head position up down (2) foot position up down (3) UP tredelenburg angle (4) reverse tredelenburg angle
Structure material	MS tube pipe 1.4 mm and 1.25 mm CRC sheet	ABS Moulded panels
Overall bed outer damnation	2100L X980W	ABS 4pis tuck away safety side railing
Mattress platform damnation	2000L X 880W	125 mm castor wheel with 2 brake
Height adjustment	Fix height 600 mm	MS CRC perforated sheet
Reveres trengle	Hand key through	Manually operating polymer handle systems through
Up trengle	Hand key through	4 wheel With 2 brake systems
Operating systems	4 hand key through	4 side bed safety side wafer
Product finis	Pre treated and epoxy powder coated	4 side iv pole hole
Safe working load	200 kg	Mattress IV stand cylinder trolley optional